




PIPE 3DC

Internal Pipe 3D Capture Sensor

INO offers a 3D sensor providing 360-degree images for a fast and accurate inspection of sewers, aqueducts and culverts to measure geometry (diameter, ovality, fittings) within the various water lines. It detects and locates the smallest defects such as cracks and corrosion very early in the process of degradation.

Moreover, it allows to locate the connections to the secondary conduits, facilitating the cladding work. It is then possible to better plan and prioritize interventions following the inspection. Also, the system allows better control of the rehabilitation process in order to optimize costs. Once installed on a autonomous pipe crawling device or on a “sled”, this sensor becomes the perfect conduit inspection tool.





PIPE 3DC



Internal Pipe 3D Capture Sensor

APPLICATIONS

- Works planning
- Control of the rehabilitation process
- Automated and dimensional inspection of conduits
- Geometric measurement of defects for inventory purposes (ovality, dents and holes, corrosion, cracks)
- Positioning of critical characteristics before and after repair and rehabilitation
- Slope measurement and inverted slope detection
- Detection of water leaks and clogging
- Validation at installation
- Cleaning check

MAIN SPECIFICATIONS

- Internal conduit diameters: between 6 and 30 inches
- Inspects iron cast, PVC, HDPE, concrete and brick surfaces
- 50 profiles per second (3 mm spacing at 9 m/min)
- 1 mm radial resolution (depth)
- 0.25 ° azimuth resolution (perimeter)
- 1440 points per profile
- 0.7 mm in a 12-inch conduit
- Dimensions: 100 mm diameter x 475 mm length
- Weight: 6.6 lbs / 3 kg
- Power: 15W, 10 - 48 VDC
- Battery mode, 4 hours autonomy
- Real-time profiles
- Complete 3D rendering in minutes



MKT-2019-CIM-01