



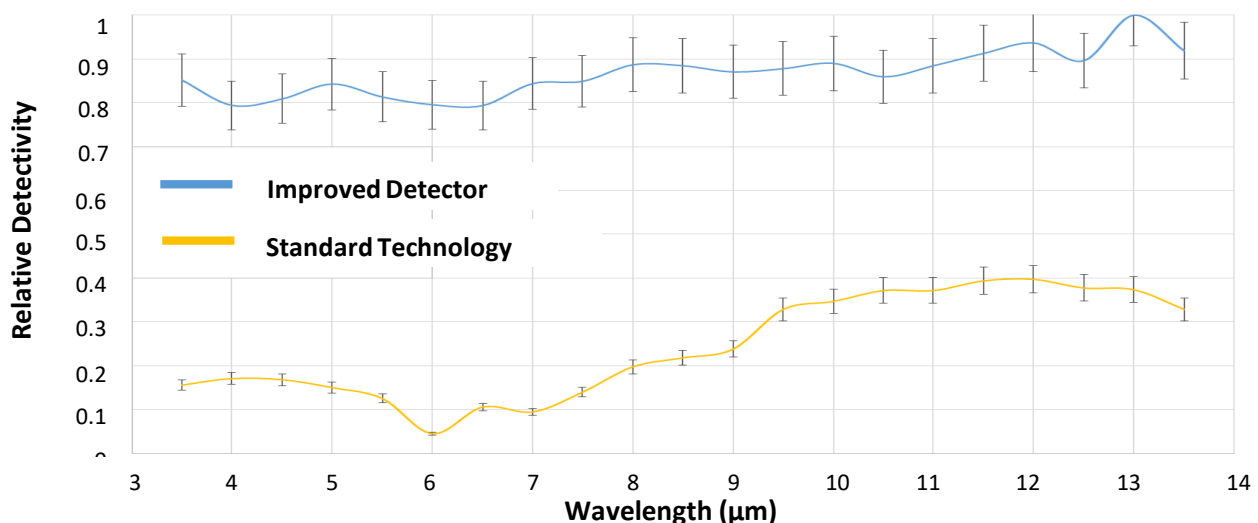
THERMAL IMAGER CHARACTERIZATION FACILITY

- Spectral range : MWIR, LWIR (3-30 μm)
- Extensive ambient temperature range
- Vacuum chamber
- Measurement of:
 - MTF
 - MRTD
 - Responsivity
 - Noise
 - NETD/NEP/D*
 - Linearity
- Dynamic response characterization
 - Response time
 - Latency
 - Saturation (pre and post)
- Optical lens characterization
 - MTF (optics)
 - Field of view
 - Distorsion
 - Magnification
- Proximity electronics development on request



T-Vac chamber

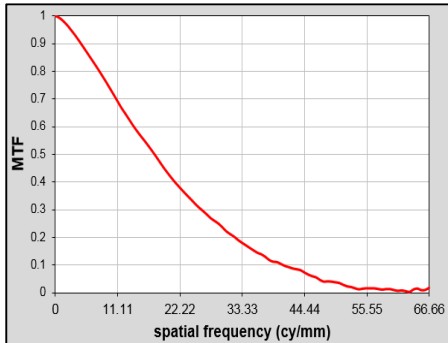
Relative Spectral Radiance Responsivity



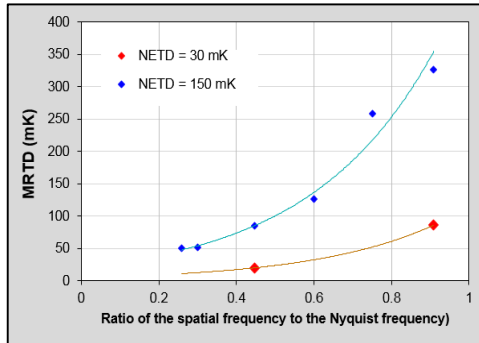


HERMETIC VACUUM PACKAGING

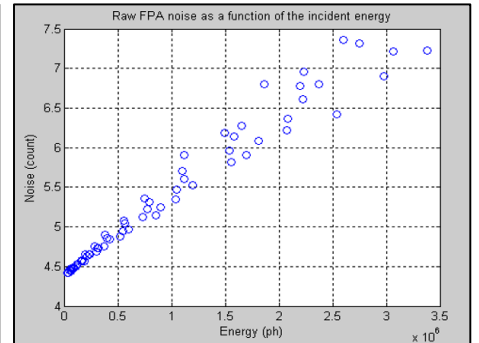
Ceramic LCC Packages



MTF Characterization

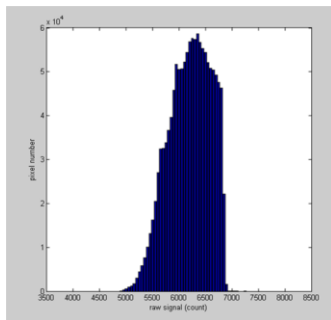


MRTD Evaluation

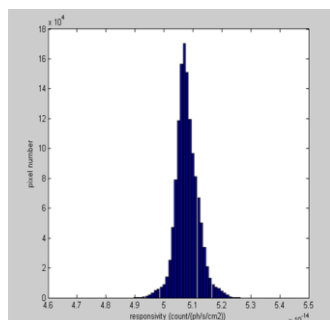
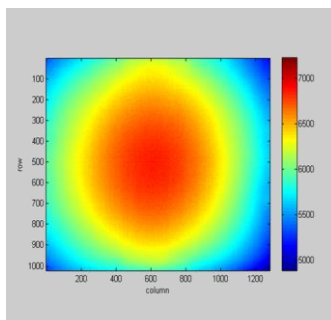


Noise Characterization

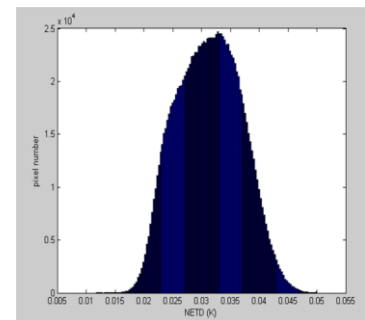
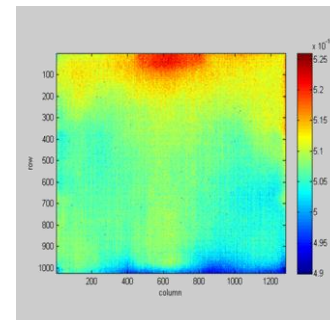
Several setups for standard metrics:



Raw signal



Responsivity



NETD

